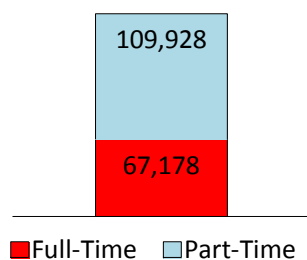


# Ohio's Community Colleges

## Student Characteristics - Fall 2007

TOTAL ENROLLMENT 177,106

### Enrollment Status



## STUDENT PROFILE

### Student Level

Undergraduate	167,619	95%
High School (Dual Enrolled)	9,405	5%

### Gender

Women	102,836	58%
Men	74,270	42%

### Race/Ethnicity

White, non-Hispanic	132,975	75%
Black, non-Hispanic	26,185	15%
Hispanic	4,368	2%
Asian or Pacific Islander	2,602	1%
American Indian / Alaskan Native	891	1%
Non-Resident Alien / Race Unknown	10,085	6%

### Geographic Distribution

Ohio	97%
Other US States and Territories	3%
Other Countries	<1%

### Age

Average Age	28
Percent of Students Age 25 or Older	48%

## Undergraduate Success and Progress Rate

First-Time, Full-Time, Degree-Seeking Students Starting in Fall 2002 14,454

**3 Years Later 54%**

- Percent that Graduated from an Ohio Public Institution 12%
- Percent Still Enrolled at Same Institution 34%
- Percent that Transferred to another Ohio Institution 9%

**6 Years Later 40%**

- Percent that Graduated from an Ohio Public Institution 26%
- Percent Still Enrolled at Same Institution 8%
- Percent that Transferred to another Ohio Institution 6%

First-Time, Part-Time, Degree-Seeking Students Starting in Fall 2002 8,429

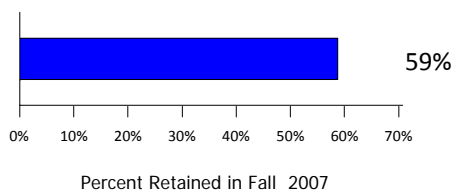
**3 Years Later 41%**

- Percent that Graduated from an Ohio Public Institution 3%
- Percent Still Enrolled at Same Institution 32%
- Percent that Transferred to another Ohio Institution 6%

**6 Years Later 27%**

- Percent that Graduated from an Ohio Public Institution 13%
- Percent Still Enrolled at Same Institution 10%
- Percent that Transferred to another Ohio Institution 4%

### Retention of Fall 2006 First-Time, Full-Time, Degree-Seeking Students



Board of Regents

Ted Strickland, Governor  
Eric D. Fingerhut, Chancellor

July, 2009

## Tuition and Financial Aid

Average annual FY 2009 tuition and fees (sticker price) for in-state, undergraduate students before financial aid was \$3,099. The cost to attend Ohio's Community Colleges varies based on the individual circumstances of students and may be reduced through grants and scholarships.

### Financial Aid Awarded to Students

#### Overall Financial Aid

- 65% of first-time, full-time, degree-seeking students in 2007-08 received financial aid of some type including need-based grants and loans, work-study, and non need-based scholarships.

#### Federal Financial Aid

- 42% of first-time, full-time, degree-seeking students in 2007-08 received a federal grant. The average grant for the year was \$2,535.

#### Institutional Aid

- 13% of first-time, full-time, degree-seeking students in 2007-08 received an institutional grant. The average grant for the year was \$1,683.

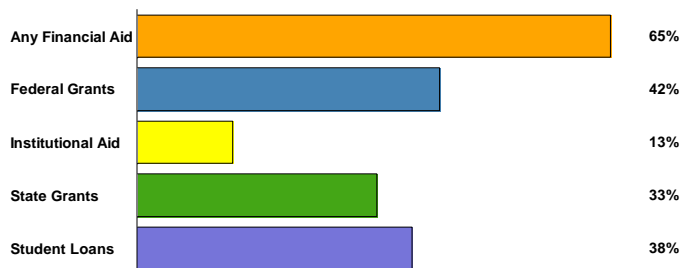
#### State Financial Aid

- 33% of first-time, full-time, degree-seeking students in 2007-08 received a federal grant. The average grant for the year was \$1,581.

#### Federal Loans

- 38% of first-time, full-time, degree-seeking students in 2007-08 received a federal loan. The average loan amount for the year was \$2,698.

### Percent of First-Time Students in FY 2007 Receiving Each Type of Financial Aid.



NOTE: Students may receive aid from more than one source.

## Degrees and Areas of Study

### Degrees Awarded at Ohio's Community Colleges in FY 2007-08

	All Students	First-Generation College	Minority
Associate Degrees	14,740	6,461	1,797
Certificates	5,567	1,995	696
<b>Total</b>	<b>20,307</b>	<b>8,456</b>	<b>2,493</b>

### Areas of Study with the Largest Number of Associate Degrees Awarded in 2007-08

Health	31%
Arts & Humanities	19%
Business	16%
Engineering	12%
Natural Science & Mathematics	6%
All Other Degree Areas	16%
	100%

## Study at Ohio's Community Colleges

### Classroom Environment

% of Classes with Fewer than 30 Students	87%
% of Classes with Fewer than 50 Students	98%
Students Engaged in Internships/Co-Op/Field Experience	16,698

### Full-Time Instructional Faculty

Total Faculty	2,782
% Women	55%
% from Minority Groups	8%
% with Master's Degree or Higher	74%

## Post-Graduation Outcomes of Spring 2007 Associate Degree Graduates

- Employment in Ohio in 4th Quarter 2007
- College Enrollment in Ohio in 2007-08

