

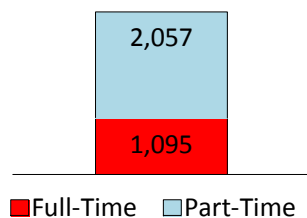
North Central State College

Mansfield, OH (419) 755-4800

Student Characteristics - Fall 2007

TOTAL ENROLLMENT 3,152

Enrollment Status



STUDENT PROFILE

Student Level

Undergraduate	3,028	96%
High School (Dual Enrolled)	124	4%

Gender

Women	2,138	68%
Men	1,014	32%

Race/Ethnicity

White, non-Hispanic	2,765	88%
Black, non-Hispanic	160	5%
Hispanic	35	1%
Asian or Pacific Islander	26	1%
American Indian / Alaskan Native	14	<1%
Non-Resident Alien / Race Unknown	152	5%

Geographic Distribution

Ohio	100%
Other US States and Territories	<1%
Other Countries	0%

Age

Average Age	26
Percent of Students Age 25 or Older	43%

Undergraduate Success and Progress Rate

First-Time, Full-Time, Degree-Seeking Students Starting in Fall 2002 201

3 Years Later 53%

- Percent that Graduated from an Ohio Public Institution 17%
- Percent Still Enrolled at Same Institution 28%
- Percent that Transferred to another Ohio Institution 8%

6 Years Later 43%

- Percent that Graduated from an Ohio Public Institution 30%
- Percent Still Enrolled at Same Institution 9%
- Percent that Transferred to another Ohio Institution 4%

First-Time, Part-Time, Degree-Seeking Students Starting in Fall 2002 232

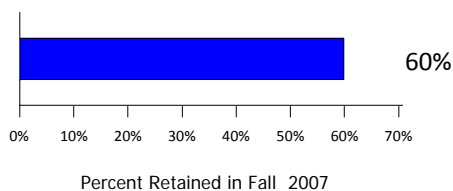
3 Years Later 46%

- Percent that Graduated from an Ohio Public Institution 4%
- Percent Still Enrolled at Same Institution 33%
- Percent that Transferred to another Ohio Institution 9%

6 Years Later 31%

- Percent that Graduated from an Ohio Public Institution 18%
- Percent Still Enrolled at Same Institution 10%
- Percent that Transferred to another Ohio Institution 3%

Retention of Fall 2006 First-Time, Full-Time, Degree-Seeking Students



Board of Regents

Ted Strickland, Governor
Eric D. Fingerhut, Chancellor

July, 2009

Tuition and Financial Aid

Annual FY 2009 tuition and fees (sticker price) for in-state, undergraduate students before financial aid was \$3,634. The cost to attend North Central State College varies based on the individual circumstances of students and may be reduced through grants and scholarships.

Financial Aid Awarded to Students

Overall Financial Aid

- 66% of first-time, full-time, degree-seeking students in 2007-08 received financial aid of some type including need-based grants and loans, work-study, and non need-based scholarships.

Federal Financial Aid

- 43% of first-time, full-time, degree-seeking students in 2007-08 received a federal grant. The average grant for the year was \$2,619.

Institutional Aid

- 11% of first-time, full-time, degree-seeking students in 2007-08 received an institutional grant. The average grant for the year was \$1,319.

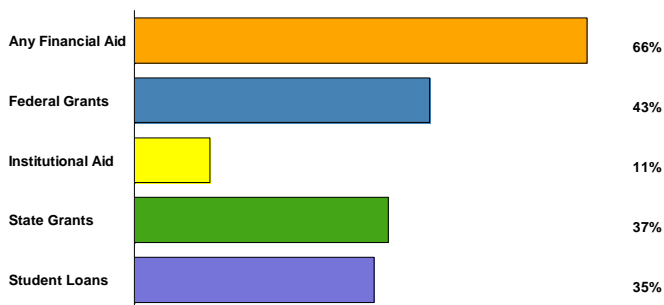
State Financial Aid

- 37% of first-time, full-time, degree-seeking students in 2007-08 received a federal grant. The average grant for the year was \$1,528.

Federal Loans

- 35% of first-time, full-time, degree-seeking students in 2007-08 received a federal loan. The average loan amount for the year was \$2,026.

Percent of First-Time Students in FY 2007 Receiving Each Type of Financial Aid.



NOTE: Students may receive aid from more than one source.

Degrees and Areas of Study

Degrees Awarded at North Central State College in FY 2007-08

	All Students	First-Generation College	Minority
Associate Degrees	393	205	22
Certificates	104	60	12
Total	497	265	34

Areas of Study with the Largest Number of Associate Degrees Awarded in 2007-08

Health	43%
Business	20%
Engineering	10%
Natural Science & Mathematics	7%
Social & Behavioral Sciences	5%
All Other Degree Areas	15%
Total	100%

Study at North Central State College

Classroom Environment

% of Classes with Fewer than 30 Students	93%
% of Classes with Fewer than 50 Students	98%
Students Engaged in Internships/Co-Op/Field Experience	62

Full-Time Instructional Faculty

Total Faculty	67
% Women	57%
% from Minority Groups	0%
% with Master's Degree or Higher	61%

Post-Graduation Outcomes of Spring 2007 Associate Degree Graduates

- Employment in Ohio in 4th Quarter 2007
- College Enrollment in Ohio in 2007-08

