



**NCSC
RESEARCH BRIEF
Cohort Demographics**



Achieving the Dream (AtD) Initiative

Nov-05

Achieving the Dream: Community Colleges Count is a multi-year, grant-funded initiative to increase the success rates for underserved students at two-year colleges. There are five AtD student outcome indicators: (1) Successful completion of remedial courses and progression to college-level courses; (2) Enrollment and successful completion of college-level "gatekeeper" courses; (3) Productive grades (C or higher) in all courses; (4) Semester to semester persistence; and (5) Graduation.

Feedback? Questions? Contact Tom Prendergast, tprendergast@ncstatecollege.edu, (419) 755-4712

Introduction

This brief assesses demographics and academic preparation levels of the students in 2002-2005 Fall cohorts

Why is AtD Important to NCSC?

While NC State has been doing a good job of providing post-secondary opportunities to a broad population of the community, we recognize that it is essential that we do an even better job if we are to achieve institutional excellence, help students achieve their dreams, and ultimately have a favorable impact on the local economy.

Methodology

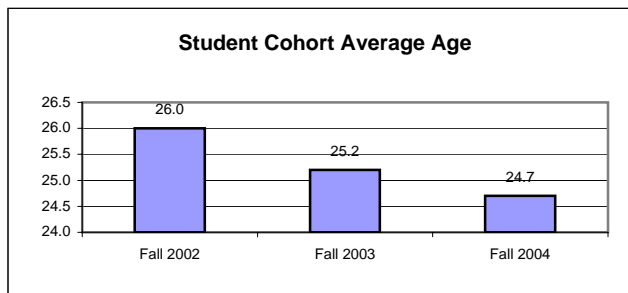
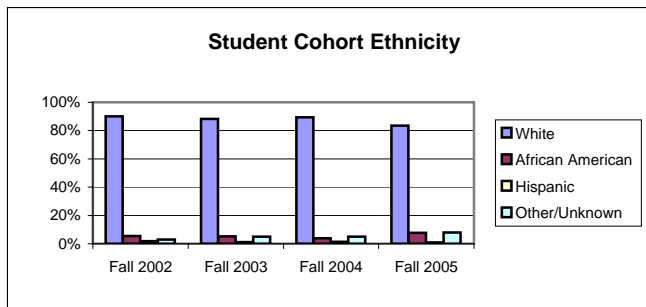
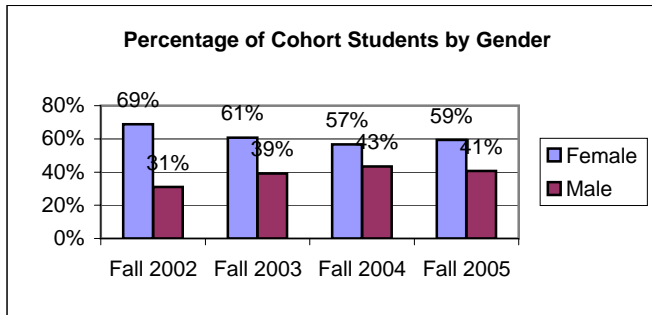
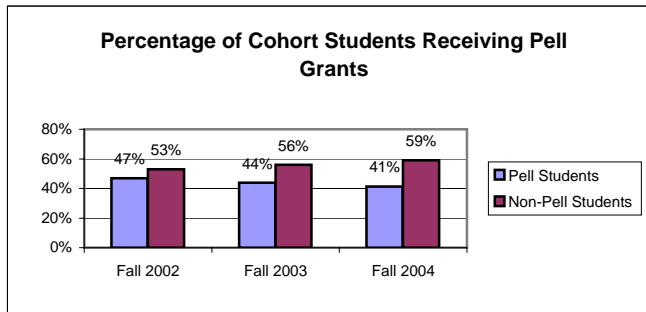
AtD will track Fall quarter student cohorts to understand where students are experiencing difficulties. NC State has already assembled demographic and academic background data on students in Fall 2002 through 2004 cohorts, and some preliminary data for 2005. These groups include first-time degree or certificate seeking students entering NC State.

Results

The Fall 2002, 2003 and 2004 cohorts represented 84%, 83% and 85%, respectively, students in college for the first time. Of the remaining transfer students, 25%, 33% and 17% came to NC State each of those years with less than 30 college credits.

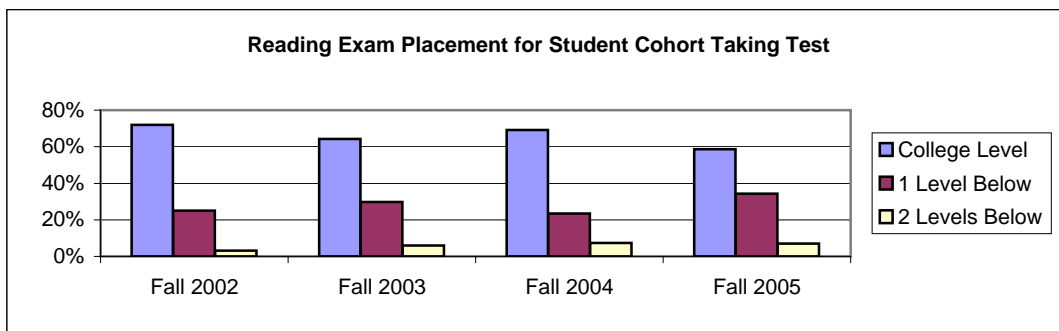
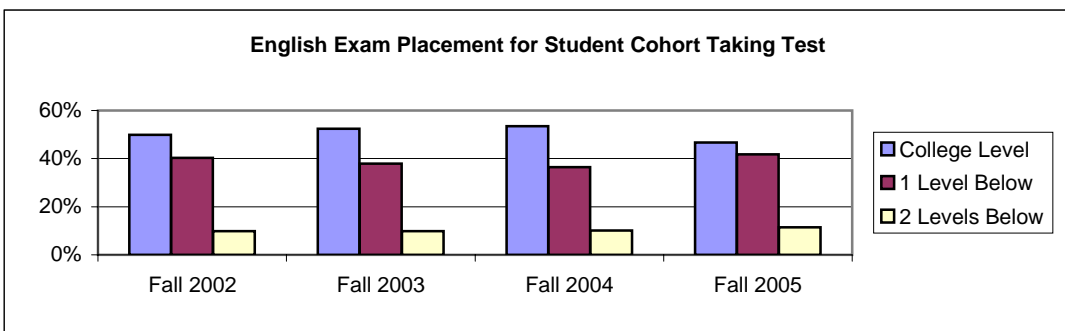
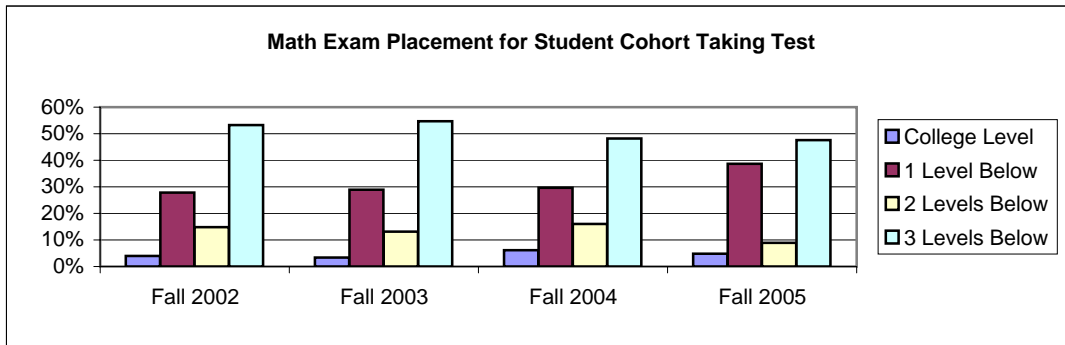
Student Demographics

The following charts depict the demographics of the three initial cohorts (Fall 2002, Fall 2003, Fall 2004), and when available, Fall 2005.



Academic Preparation Levels

An average 74% of Fall term cohorts took a test for course placement purposes. Students were subsequently referred to remediation based on these test results as well as previous coursework. The following tables delineate the course placement levels in Math, English, and Reading for these students.



Summary

The preceding charts reveal the following general trends:

- A declining trend in Pell grant usage.
- A high but declining female population.
- A high but declining white population with increases in African American and Other/Unknown.
- A declining average student age.
- High but slightly improving remediation placements for the math exam.
- A significant increase in remediation placements for the English exam from Fall 2004 to Fall 2005.
- A general increase in remediation placements for the reading exam throughout the time frame.

Stay Tuned

In the coming months, the AtD Data Team at NC State will provide more information on how these cohort students performed with respect to the Achieving the Dream outcome indicators. This data will help drive decisions on future strategies to improve retention and student success.